

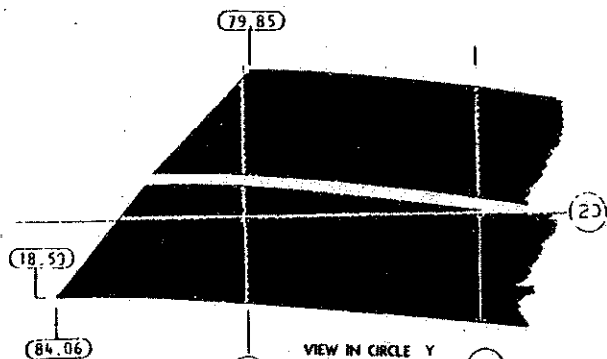

58 OCTOBER 1997

NOTE

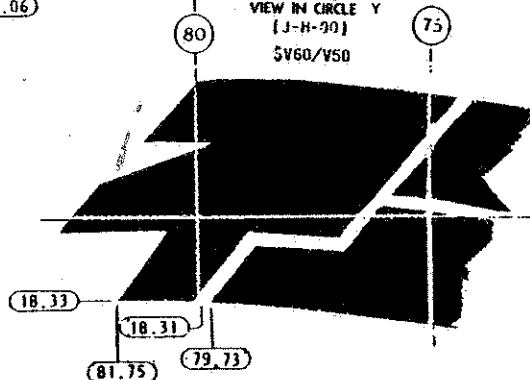
THE BOTTOM EDGE OF TAPE ABOVE THE ZERO INCH LINE AS FOLLOWS

14.92	INCHES	AT THE	-45	INCH LINE
15.56	"	"	-30	"
15.85	"	"	-15	"
16.03	"	"	0	"
16.07	"	"	15	"
16.03	"	"	30	"
15.93	"	"	45	"
15.85	"	"	60	"
17.82	"	"	75	"

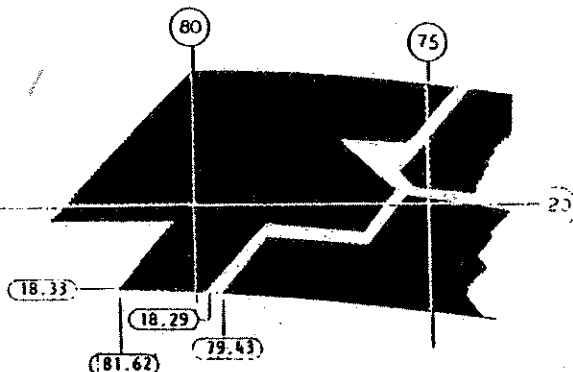
FOR TAPE PART & COLOR NUMBERS SEE DP46 3569738-3



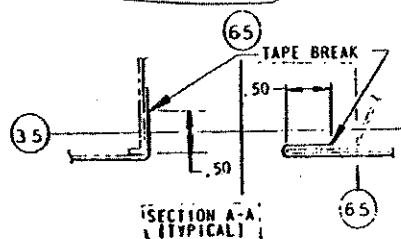
VIEW IN CIRCLE Y
(J-H-90)
#V60/V50



VIEW IN CIRCLE Y
(LT SIDE)
(J-S-00)
#V60/V50



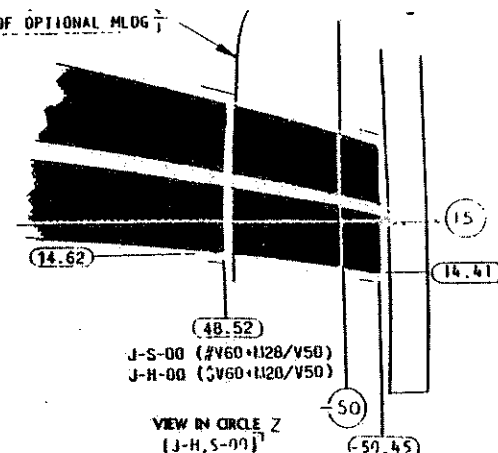
VIEW IN CIRCLE Y
(RT SIDE)
(J-S-00)
#V60/V50



SECTION A-A
(TYPICAL)

SECTION B-B
J-S-00 (#V60/V50)
J-H-00 (#V60/V50)

SECTION B-B
J-S-00 (#V60+M28/V50)
J-H-00 (#V60+M28/V50)



J-S-00 (#V60+M28/V50)
J-H-00 (#V60+M28/V50)

VIEW IN CIRCLE Z
(J-H-5-00)

J-S-00 (#V60/V50)
J-H-00 (#V60/V50)

TAPE OPERATIONS TO BE PERFORMED IN ACCORDANCE WITH P.S. 4993

DECAL OPERATIONS TO BE PERFORMED IN ACCORDANCE WITH P.S. 4961

This diagram, dated Halloween 1969, illustrates the placement of the 1971 R/T side stripe.

REF. STYLING LAYOUT R-40395, R-40758

				PAINT			
				MODELS 6/J-S-00 6/J-H-00 (FOR SALES CODES SEE ABOVE)			
				DRAWN BY: EAH			
				CHECKED BY: EAH			
				APP. BY: EAH			
				DATE 10-31-69			
				MANUAL NO. 2654909			
				CHRYSLER CORPORATION			
				TAPE STRIPE-BODY SIDE			
				SECTION 8 21.0			