
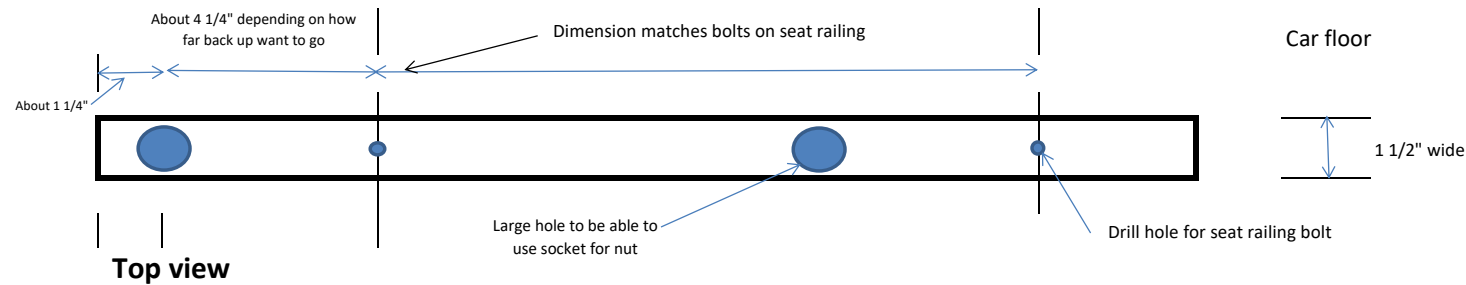
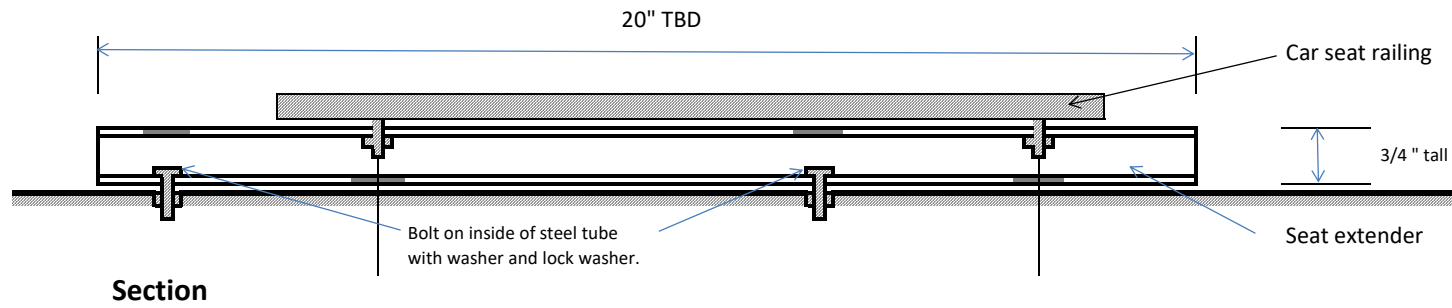


Ralph's Seat extender

Quantity - 2 per seat

Date March 31, 2021



Notes

- 1 - use 3/4" x 1 1/2" steel tube cut to size needed.
- 2 - after all cutting & drilling powdercoat black.
- 3 - remove drivers seat & mock up steel tube and check install for your distance you need for leg room.
- 4 - your seat dimension may be different or you need to adjust for some other reason. Measure twice & cut once. My first mock up was wood.
- 5 - I only modified the drivers seat.

